




What knots you need!!




Clove hitch: Good for tying fenders to guardrails.



Sheet bend: Good for joining two ropes of unequal diameter



Round turn & two half hitches: Also useful for fenders and tying onto mooring buoys.



Bowline: Best way to make a loop.
Hardest knot to learn but the most useful
(Teaching tip: The end of the rope is the 'rabbit'. The 'rabbit' goes up through the hole (the small loop), round the back of the tree (the vertical rope heading towards the top of the picture) and back down the hole again.)

Please try to spend some time practising these knots ahead of your course. We can then spend the time developing your technique rather than starting it!